
















Individual Results

Final

Fontainebleau - Fontainebleau (FRA) 17-10-2020 - CEIJJ2 120KM :23 Riders

Percentages: Qualified: 73.91% Not qualified: 26.09% (including GA (ex LA): 21.74% ME: 00.00% RET: 04.35% MISC: 00.00%)

RANK	NUM.	AV. SPEED	NAT.	PHASE	RANK	ARRIVAL	IN TIME	RECOV. T.	PH. SPD	BPM	AV. SPD	TOTAL REC.	LAP/LEAD
1	207	21.163		1	1	09:58:36	10:00:23	00:01:47	21.635	46/52	21.635	00:01:47	00:00:00
Marie CHARLES													
TYAH 05/03/2006													
2 1 12:32:46 12:34:31 00:01:45 19.451 63/60 20.500 00:03:32 00:00:00													
3 6 14:27:08 14:29:23 00:02:15 20.036 55/48 20.382 00:05:47 00:00:35													
4 1 16:10:53 16:24:43 25.631 48/48 21.163 00:00:00													
CHARLES Marie - - Marie CHARLES Total Riding Time: 05:45:53													
2	218	21.162		1	6	10:01:00	10:03:02	00:02:02	21.105	56/60	21.105	00:02:02	00:02:39
Simon MENEZ													
SLIMAN EL RAMAADI 31/05/2006													
2 7 12:35:33 12:37:35 00:02:02 19.380 57/60 20.217 00:04:04 00:03:04													
3 8 14:27:13 14:29:50 00:02:37 20.761 60/60 20.350 00:06:41 00:01:02													
Lap / preceding :00:00:01 4 2 16:10:54 16:28:36 25.849 58/58 21.162 00:00:01													
MENEZ Simon - - M. THIERRY MENEZ - MME NADINE MENEZ Total Riding Time: 05:45:54													
3	224	21.150		1	5	10:00:59	10:03:00	00:02:01	21.111	52/60	21.111	00:02:01	00:02:37
Emma FRANCES													
QUOKIN DE PSA 07/05/2004													
2 2 12:35:15 12:36:51 00:01:36 19.499 57/54 20.284 00:03:37 00:02:20													
3 1 14:27:08 14:28:48 00:01:40 20.848 63/64 20.422 00:05:17 00:00:00													
Lap / preceding :00:00:12 4 3 16:11:06 16:26:53 25.239 56/56 21.150 00:00:13													
ARNAL Stephanie - - Emma FRANCES Total Riding Time: 05:46:06													
4	215	21.075		1	8	10:01:54	10:03:29	00:01:35	21.017	52/50	21.017	00:01:35	00:03:06
Garance JULLIEN													
HASSLAN DE FIGNOLS 16/06/2010													
2 6 12:35:37 12:37:29 00:01:52 19.474 53/56 20.226 00:03:27 00:02:58													
3 4 14:27:14 14:28:54 00:01:40 21.004 55/60 20.415 00:05:07 00:00:06													
Lap / preceding :00:01:14 4 4 16:12:20 16:20:26 24.704 58/58 21.075 00:01:27													
BERREL Anne Sophie - - Catherine HEILIGER MUNOZ Total Riding Time: 05:47:20													
5	221	21.027		1	9	10:01:02	10:03:34	00:02:32	21.001	56/60	21.001	00:02:32	00:03:11
Pablo TOMAS ARNAUD													
KANDJAR IBN ALMARKAB 18/07/2009													
2 8 12:35:35 12:37:55 00:02:20 19.414 61/60 20.187 00:04:52 00:03:24													
3 7 14:27:12 14:29:42 00:02:30 20.896 56/60 20.360 00:07:22 00:00:54													
Lap / preceding :00:00:47 4 5 16:13:07 16:27:14 24.711 57/60 21.027 00:02:14													
TOMAS Philippe - - SARL LES ECURIES DU MAS DE BELLE Total Riding Time: 05:48:07													
6	209	21.026		1	4	10:01:02	10:02:41	00:01:39	21.173	64/62	21.173	00:01:39	00:02:18
Charlotte CHAZEL													
TANN SALOU 29/05/2007													
2 4 12:35:35 12:36:57 00:01:22 19.428 52/58 20.275 00:03:01 00:02:26													
3 3 14:27:11 14:28:51 00:01:40 20.862 56/60 20.419 00:04:41 00:00:03													
Lap / preceding :00:00:01 4 6 16:13:08 16:23:29 24.317 55/55 21.026 00:02:15													
CHAZEL Stephane - - Jean Luc QUENDERFF Total Riding Time: 05:48:08													
7	210	20.814		1	3	10:01:01	10:02:38	00:01:37	21.183	56/56	21.183	00:01:37	00:02:15
Ema CHAZEL													
COOKIE HIPOLYTE 02/05/2012													
2 3 12:35:35 12:36:55 00:01:20 19.425 53/60 20.278 00:02:57 00:02:24													
3 2 14:27:10 14:28:49 00:01:39 20.862 62/60 20.421 00:04:36 00:00:01													
Lap / preceding :00:03:33 4 7 16:16:41 16:23:27 22.811 56/56 20.814 00:05:48													
CHAZEL Stephane - - Ema CHAZEL Stephane CHAZEL Total Riding Time: 05:51:41													
8	213	20.350		1	7	10:01:54	10:03:27	00:01:33	21.024	54/56	21.024	00:01:33	00:03:04
Auxane GOVINDIN													
BAGATEL DU FONPEYROL 13/07/2011													
2 5 12:35:36 12:37:10 00:01:34 19.522 55/52 20.255 00:03:07 00:02:39													
3 4 14:27:12 14:28:54 00:01:42 20.911 50/54 20.415 00:04:49 00:00:06													
Lap / preceding :00:08:01 4 8 16:24:42 16:31:44 20.061 48/48 20.350 00:13:49													
ROLLAND Julie - - Romane FALLERY Julie ROLLAND Total Riding Time: 05:59:42													
9	217	19.322		1	12	10:01:02	10:06:12	00:05:10	20.504	60/60	20.504	00:05:10	00:05:49
Louna MAGAN													
BOUALEM 19/07/2011													
2 11 12:47:36 12:53:24 00:05:48 17.453 62/60 18.876 00:10:58 00:18:53													
3 9 14:47:57 14:54:16 00:06:19 18.549 56/60 18.793 00:17:17 00:25:28													
Lap / preceding :00:19:09 4 9 16:43:51 17:00:03 22.154 56/56 19.322 00:32:58													
MAGAN Vanessa - - Fernand MAGAN Vanessa MAGAN Total Riding Time: 06:18:51													
10	201	17.339		1	11	10:01:55	10:05:30	00:03:35	20.633	64/60	20.633	00:03:35	00:05:07
Clara DARMSTAEDTER													
TAWFIQ DU COURTIOT 07/05/2007													
2 10 12:47:35 12:52:17 00:04:42 17.510 62/62 18.965 00:08:17 00:17:46													
3 10 14:49:15 14:54:31 00:05:16 18.241 63/64 18.778 00:13:33 00:25:43													
Lap / preceding :00:43:19 4 10 17:27:10 17:42:12 12.859 52/52 17.339 01:16:17													
- - Carine BOULANGER Total Riding Time: 07:02:10													


RANK	NUM.	AV. SPEED	NAT.	PHASE	RANK	ARRIVAL	IN TIME	RECOV. T.	PH. SPD	BPM	AV. SPD	TOTAL REC.	LAP/LEAD
11	206	17.338		1	14	10:24:04	10:26:04	00:02:00	17.396	54/50	17.396	00:02:00	00:25:41
Melina AQUILUE 													
BELIKSIMA MILIN RIANT			12/05/2011	3	11	15:31:15	15:33:08	00:01:53	18.653	52/58	16.754	00:05:47	01:04:20
Lap / preceding :00:00:01				4	11	17:27:11	17:37:06		20.609	51/51	17.338		01:16:18
LEON Allan - - Celine INKERMAN Loic LE GUELLEC												Total Riding Time: 07:02:11	
12	219	17.233		1	15	10:24:05	10:26:09	00:02:04	17.385	62/60	17.385	00:02:04	00:25:46
Carla MOSTI 													
CARUSO D'ARMANI			07/07/2012	3	13	15:33:39	15:36:04	00:02:25	18.142	61/60	16.617	00:06:42	01:07:16
Lap / preceding :00:02:35				4	12	17:29:46	17:36:55		20.722	60/60	17.233		01:18:53
MOSTI Laurent - - S.a.r.l. DU MAS D'ARMANI												Total Riding Time: 07:04:46	
13	205	17.232		1	18	10:24:07	10:26:20	00:02:13	17.360	59/60	17.360	00:02:13	00:25:57
Chloe AGNEL 													
RAS DIA BRIGITTE			14/10/2011	3	12	15:33:38	15:35:39	00:02:01	18.164	60/52	16.637	00:06:07	01:06:51
Lap / preceding :00:00:01				4	13	17:29:47	17:36:00		20.582	54/54	17.232		01:18:54
LAZES Angel - - ESTANAR S A												Total Riding Time: 07:04:47	
14	202	16.053		1	21	10:24:17	10:27:11	00:02:54	17.249	54/48	17.249	00:02:54	00:26:48
Laura LENGES 													
TAREK RABBA			04/03/2009	3	14	15:43:25	15:47:18	00:03:53	16.269	60/72	16.116	00:10:38	01:18:30
Lap / preceding :00:31:13				4	14	18:01:00	18:10:26		15.771	60/60	16.053		01:50:07
LENGES Laura - - Arens Andre												Total Riding Time: 07:36:00	
15	216	16.052		1	17	10:24:05	10:26:13	00:02:08	17.376	60/62	17.376	00:02:08	00:25:50
Lyna LARBI AISSA 													
AINHOA KELJOURA			13/05/2012	3	17	15:43:22	15:48:19	00:04:57	16.066	43/52	16.072	00:10:53	01:19:31
Lap / preceding :00:00:01				4	15	18:01:01	18:10:34		15.961	56/56	16.052		01:50:08
VALERIO Sebastien - - S.C.E.A. AINHOA												Total Riding Time: 07:36:01	
16	203	16.051		1	22	10:24:16	10:27:52	00:03:36	17.160	60/60	17.160	00:03:36	00:27:29
Clementine TRUFFET 													
TAMTAM DU COUTILLAS			19/03/2007	3	16	15:43:23	15:48:16	00:04:53	16.063	64/60	16.074	00:12:12	01:19:28
Lap / preceding :00:00:01				4	16	18:01:02	18:12:36		15.949	57/57	16.051		01:50:09
MATUREL Jean Yves - - Jean Yves MATUREL												Total Riding Time: 07:36:02	
17	211	16.051		1	20	10:24:08	10:27:00	00:02:52	17.273	61/60	17.273	00:02:52	00:26:37
Lomane DUPIRE 													
MAP SHAMARA			12/04/2010	3	15	15:43:23	15:48:07	00:04:44	16.115	58/66	16.081	00:11:27	01:19:19
Lap / preceding :00:00:01				4	17	18:01:03	18:12:44		15.916	55/53	16.051		01:50:10
DUPIRE Sebastien - - Madame NINA LISSARAGUE												Total Riding Time: 07:36:03	
0	204	GA		1	10	10:01:55	10:04:35	00:02:40	20.806	55/60	20.806	00:02:40	00:04:12
Juliette VANHEE 													
CHAIQUA DU BARTHAS			24/04/2012	3	GA	14:45:56	14:55:53	00:09:57	16.178	63/60	18.698	00:20:19	00:27:05
Lap / preceding :21:44:50													
VANHEE Juliette - - Jan VANHEE												Total Riding Time: 05:20:53	
0	208	GA		1	15	10:24:03	10:26:09	00:02:06	17.385	61/60	17.385	00:02:06	00:25:46
Louise CHATREFOU 													
DJELFOR DE BOZOULS			10/03/2010	2	GA	13:30:51	13:32:48	00:01:57	15.138	64/64	16.199	00:04:03	00:58:17
Lap / preceding :23:16:55													
LEON Allan - - S.A.R.L. MEZAGRI												Total Riding Time: 04:37:48	
0	220	RET		1	13	10:12:55	10:16:26	00:03:31	18.776	59/60	18.776	00:03:31	00:16:03
Louise THOBOIS 													
CASHEL PONTADOUR			19/03/2012	2	RET	13:17:35	13:27:19(2)	00:09:44	14.713	59/60	16.525	00:13:15	00:52:48
Lap / preceding :23:54:31													
MOUTET Stephanie - - Liste Rouge												Total Riding Time: 04:32:19	
0	222	GA		1	19	10:19:28	10:26:40	00:07:12	17.316	58/60	17.316	00:07:12	00:26:17
Imanole TOURENNE 													
SALAM DE TENSONNIVES			17/06/2009	2	GA	13:17:32	13:25:43	00:08:11	15.966	61/58	16.623	00:15:23	00:51:12
Lap / preceding :23:58:24													
EL AOUAD Driss - - Belkacem BENAMAR												Total Riding Time: 04:30:43	
0	223	GA		1	2	09:58:38	10:00:28	00:01:50	21.618	49/48	21.618	00:01:50	00:00:05
Lea VANDEKERCKHOVE 													
GUEMRA DU LAURAGAIS			10/05/2013	2	GA	12:32:48	12:35:04	00:02:16	19.372	56/54	20.448	00:04:06	00:00:33
Lap / preceding :23:09:21													
VANDEKERCKHOVE Lea - - Guillaume VANDEKERCKHOVE												Total Riding Time: 03:40:04	
0	214	GA		1	GA	10:20:39	10:27:15	00:06:36	17.240	59/56	17.240	00:06:36	00:26:52
Chloe GRESSUS DANNEN MULLER 													
VA BENE SOVAKE			26/06/2009										
Lap / preceding :22:32:11													
GRESSUS DANNEN MULLER Chloe - - Anne GUEGAN												Total Riding Time: 02:12:15	



Yamamah Android



Yamamah IOS



Powered by ATRM